



# **STRUKTURMETALL**







**Der Spezialist für strukturierte Edelstahlbleche**

**LAGERLISTE**  
stock list

# STRUKTURIERT

textured







## Dicke | Thickness

			0,5	0,8	1,0	1,25	1,5	2,0
			1000 x 2000 1250 x 2500	1000 x 2000 1250 x 2300 1250 x 2500 1250 x 3000 1500 x 3000	1000 x 2000 1250 x 2500 1250 x 3000 1500 x 3000	1000 x 2000 1250 x 2350 1250 x 2500 1250 x 3000	1000 x 2000 1250 x 2350 1250 x 2500 1250 x 3000 1500 x 3000	1000 x 2000 1250 x 2500 1250 x 3000 1500 x 3000
<b>SM-5 WL</b>		gebürstet mit Folie brushed coated						
		1.4016   AISI 430						
		1.4301   AISI 304	✓	✓	✓	✓	✓	✓
		1.4404   AISI 316L	✓					
<b>SM-5 WL</b>		2 R mit Folie BA coated						
		1.4016   AISI 430						
		1.4301   AISI 304		✓	✓		✓	
		1.4404   AISI 316L	✓					
<b>SM-Karo   SM-Square</b>		2 R mit Folie BA coated						
		1.4016   AISI 430						
		1.4301   AISI 304		✓	✓		✓	✓
		1.4404   AISI 316L			✓			✓
<b>SM-Raute   SM-Rhomb</b>		2 R mit Folie BA coated						
		1.4016   AISI 430						
		1.4301   AISI 304		✓	✓		✓	✓
		1.4404   AISI 316L			✓		✓	
<b>SM-Leinen   SM-Linen</b>		2 R mit Folie BA coated						
		1.4016   AISI 430						
		1.4301   AISI 304		✓	✓		✓	✓
		1.4404   AISI 316L			✓		✓	
<b>SM-Leder   SM-Leather</b>		2 R mit Folie BA coated						
		1.4016   AISI 430						
		1.4301   AISI 304		✓	✓		✓	✓
		1.4404   AISI 316L		✓	✓		✓	✓

# STRUKTURIERT






textured

## Dicke | Thickness

		0,5	0,8	1,0	1,25	1,5	2,0
		1000 x 2000 1250 x 2500	1000 x 2000 1250 x 2300 1250 x 2500 1250 x 3000 1500 x 3000	1000 x 2000 1250 x 2500 1250 x 3000 1500 x 3000	1000 x 2000 1250 x 2350 1250 x 2500 1250 x 3000	1000 x 2000 1250 x 2350 1250 x 2500 1250 x 3000 1500 x 3000	1000 x 2000 1250 x 2500 1250 x 3000 1500 x 3000
<b>SM-Eisblume   SM-Frost-work</b>  2 R mit Folie BA coated	1.4301   AISI 304	<input type="checkbox"/>	<input checked="" type="checkbox"/>	<input type="checkbox"/>	<input type="checkbox"/>	<input checked="" type="checkbox"/>	<input type="checkbox"/>
<b>SM-Austenit   SM-Austenit</b>  2 R mit Folie BA coated	1.4301   AISI 304	<input type="checkbox"/>	<input checked="" type="checkbox"/>	<input type="checkbox"/>	<input type="checkbox"/>	<input checked="" type="checkbox"/>	<input type="checkbox"/>
<b>SM-Cotto   SM-Cotto</b>  2 R mit Folie BA coated	1.4301   AISI 304	<input type="checkbox"/>	<input checked="" type="checkbox"/>	<input type="checkbox"/>	<input type="checkbox"/>	<input checked="" type="checkbox"/>	<input type="checkbox"/>
<b>SM-Sand</b>  2 R mit Folie BA coated	1.4301   AISI 304	<input type="checkbox"/>	<input checked="" type="checkbox"/>	<input type="checkbox"/>	<input type="checkbox"/>	<input checked="" type="checkbox"/>	<input type="checkbox"/>
<b>SM-6 WL</b>  gebürstet mit Folie brushed coated	1.4016   AISI 430 1.4301   AISI 304 1.4404   AISI 316L	<input type="checkbox"/>	<input checked="" type="checkbox"/> <input checked="" type="checkbox"/>	<input checked="" type="checkbox"/>	<input type="checkbox"/>	<input checked="" type="checkbox"/> <input checked="" type="checkbox"/>	<input type="checkbox"/>
<b>SM-7 WL</b>  gebürstet mit Folie brushed coated	1.4016   AISI 430 1.4301   AISI 304 1.4404   AISI 316L	<input type="checkbox"/>	<input checked="" type="checkbox"/> <input checked="" type="checkbox"/>	<input checked="" type="checkbox"/>	<input type="checkbox"/>	<input checked="" type="checkbox"/> <input checked="" type="checkbox"/>	<input type="checkbox"/>

# RUTSCHHEMMEND

non-slippery

		Dicke   Thickness				0,8				1,0				1,25				1,5				2,0				2,5				3,0				4,0				5,0				6,0			
						1000 x 2000	1250 x 2300	1250 x 2500	1250 x 3000	1000 x 2000	1250 x 2300	1250 x 2500	1500 x 3000	1000 x 2000	1250 x 2350	1250 x 2500	1250 x 3000	1000 x 2000	1250 x 2350	1250 x 2500	1250 x 3000	1000 x 2000	1250 x 2500	1000 x 2000	1250 x 2500	1000 x 2000	1250 x 2500	1000 x 3000	1250 x 3000	1000 x 2000	1250 x 2500	1250 x 3000	1500 x 3000	1000 x 2000	1250 x 2500	1250 x 3000	1500 x 3000	1000 x 2000	1250 x 2500	1250 x 3000	1500 x 3000				
<b>SM TB</b>  gebürstet mit Folie brushed coated	1.4301   AISI 304																																												
	1.4404   AISI 316L																																												
<b>SM-5 WL KS</b>  rutschhemmend R13 mit Folie anti slippery certificated coated	1.4301   AISI 304			✓		✓	✓			✓	✓			✓	✓																														
	1.4404   AISI 316L																																												
<b>SM-Raute S   SM-Rhomb S</b>  rutschhemmend R11 mit Folie anti slippery certificated coated	1.4301   AISI 304							✓																																					
	1.4404   AISI 316L							✓																																					
<b>SM-Cross</b>  rutschhemmend R11, R12 mit Folie anti slippery certificated coated	1.4301   AISI 304	✓	✓	✓	✓	✓	✓	✓	✓	✓	✓	✓	✓	✓	✓	✓	✓	✓	✓			✓	✓			✓	✓																		
	1.4404   AISI 316L																																												
<b>Mandorla</b>  warmgewalzt hot rolled	1.4301   AISI 304																									✓	✓	✓	✓	✓	✓	✓	✓	✓	✓	✓	✓	✓	✓	✓	✓				
	1.4404   AISI 316L																																												

# SPIEGELND | TITANIUM

reflecting | titanium

## Dicke | Thickness

**0,8**

1000 x 2000  
1219 x 2438  
1250 x 2500

**1,0**

1000 x 2000  
1250 x 2500  
1250 x 3000  
1500 x 3000

**1,25**

1250 x 2500

**1,5**

1000 x 2000  
1219 x 2438  
1250 x 2500  
1250 x 3000  
1500 x 3000

**2,0**

1000 x 2000  
1219 x 2438  
1250 x 2500  
1250 x 3000

**3,0**

1219 x 2438

## SM-SUPER ACHT classic | SM-SUPER MIRROR classic



super-spiegelpoliert  
super-mirror-polished

1.4301 | AISI 304

✓	✓

✓	✓	✓	✓

✓

✓	✓	✓	✓	✓

✓	✓	✓

✓

## SM-MAGIC MIRROR Ti

super-spiegelpoliert mit Folie  
super-mirror-polished coated

## SM-HAIRLINE Ti

gebürstet mit Folie  
brushed coated



BRONZE



1.4301 | AISI 304

✓	



✓				

✓		




SUNSET



1.4301 | AISI 304

✓	



✓				

✓		




SKYBLUE



1.4301 | AISI 304

✓	



✓				

✓		




SINBEAM



1.4301 | AISI 304

✓	



✓				

✓		




BLACK MAGIC



1.4301 | AISI 304

✓	



✓				

✓		




**STRUKTURMETALL GmbH & Co. KG**

Moosbachstrasse 22

74626 Bretzfeld-Schwabbach

Germany

Phone: +49 (0) 7946 - 9250-0

Fax: +49 (0) 7946 - 9250-50

E-mail: [info@strukturmetall.de](mailto:info@strukturmetall.de)

[www.strukturmetall.de](http://www.strukturmetall.de)

