



more than
25
years







STRUKTURMETALL[®]
Der Spezialist für strukturierte Edelstahlbleche

LAGERLISTE
stock list

STRUKTURIERT

textured







Dicke | Thickness

			0,5	0,8	1,0	1,25	1,5	2,0
			1000 x 2000 1250 x 2500	1000 x 2000 1250 x 2300 1250 x 2500 1250 x 3000 1500 x 3000	1000 x 2000 1250 x 2500 1250 x 3000 1500 x 3000	1000 x 2000 1250 x 2350 1250 x 2500 1250 x 3000	1000 x 2000 1250 x 2350 1250 x 2500 1250 x 3000 1500 x 3000	1000 x 2000 1250 x 2500 1250 x 3000
SM-5 WL  gebürstet mit Folie brushed coated	1.4016 AISI 430							
	1.4301 AISI 304	✓	✓	✓	✓	✓	✓	✓
	1.4404 AISI 316L	✓						
SM-5 WL  2 R mit Folie BA coated	1.4016 AISI 430							
	1.4301 AISI 304			✓	✓		✓	
	1.4404 AISI 316L	✓						
SM-Karo SM-Square  2 R mit Folie BA coated	1.4016 AISI 430							
	1.4301 AISI 304			✓	✓		✓	
	1.4404 AISI 316L				✓			✓
SM-Raute SM-Rhomb  2 R mit Folie BA coated	1.4016 AISI 430							
	1.4301 AISI 304			✓	✓		✓	
	1.4404 AISI 316L				✓			✓
SM-Leinen SM-Linen  2 R mit Folie BA coated	1.4016 AISI 430							
	1.4301 AISI 304			✓	✓		✓	
	1.4404 AISI 316L			✓	✓		✓	✓
SM-Leder SM-Leather  2 R mit Folie BA coated	1.4016 AISI 430							
	1.4301 AISI 304			✓	✓		✓	
	1.4404 AISI 316L			✓	✓		✓	✓

STRUKTURIERT

textured

Dicke | Thickness






		0,5		0,8					1,0				1,25					1,5					2,0				
		1000 x 2000	1250 x 2500	1000 x 2000	1250 x 2300	1250 x 2500	1250 x 3000	1500 x 3000	1000 x 2000	1250 x 2500	1250 x 3000	1500 x 3000	1000 x 2000	1250 x 2350	1250 x 2500	1250 x 3000	1500 x 3000	1000 x 2000	1250 x 2350	1250 x 2500	1250 x 3000	1500 x 3000	1000 x 2000	1250 x 2500	1250 x 3000		
SM-Eisblume SM-Frost-work	 2 R mit Folie BA coated	1.4301 AISI 304				✓														✓							
SM-Austenit SM-Austenit	 2 R mit Folie BA coated	1.4301 AISI 304				✓														✓							
SM-Sand	 2 R mit Folie BA coated	1.4301 AISI 304				✓														✓							
SM-6 WL	 gebürstet mit Folie brushed coated	1.4016 AISI 430 1.4301 AISI 304 1.4404 AISI 316L																			✓	✓					
SM-7 WL	 gebürstet mit Folie brushed coated	1.4016 AISI 430 1.4301 AISI 304 1.4404 AISI 316L																			✓	✓					
SM-TB01	 2 B mit Folie 2 B coated	1.4301 AISI 304																			✓					✓	

| weitere Formate auf Anfrage other dimensions on request

RUTSCHHEMMEND

non-slippery

Dicke | Thickness

		0,8				1,0				1,25				1,5				2,0				2,5				3,0				4,0				5,0				6,0			
		1000 x 2000	1250 x 2300	1250 x 2500	1250 x 3000	1000 x 2000	1250 x 2500	1250 x 3000	1500 x 3000	1000 x 2000	1250 x 2350	1250 x 2500	1250 x 3000	1000 x 2000	1250 x 2350	1250 x 2500	1250 x 3000	1000 x 2000	1250 x 2500	1250 x 3000	1000 x 2000	1250 x 2500	1000 x 3000	1250 x 3000	1000 x 2000	1250 x 2500	1250 x 3000	1500 x 3000	1000 x 2000	1250 x 2500	1250 x 3000	1500 x 3000	1000 x 2000	1250 x 2500	1250 x 3000	1500 x 3000					
SM TB 	gebürstet mit Folie brushed coated													✓				✓																							
	1.4301 AISI 304																	✓				✓																			
SM-5 WL KS 	rutschhemmend R13 R11 mit Folie anti slippery certificated coated	✓	✓	✓		✓	✓	✓		✓	✓	✓		✓	✓	✓		✓	✓	✓		✓	✓	✓																	
	1.4301 AISI 304 1.4404 AISI 316L	✓	✓	✓		✓	✓	✓		✓	✓	✓		✓	✓	✓		✓	✓	✓		✓	✓	✓																	
SM-Raute S SM-Rhomb S 	rutschhemmend R11 mit Folie anti slippery certificated coated					✓								✓				✓																							
	1.4301 AISI 304 1.4404 AISI 316L					✓												✓				✓	✓																		
SM-Cross 	rutschhemmend R11, R12 mit Folie anti slippery certificated coated	✓	✓	✓	✓	✓	✓	✓	✓	✓	✓	✓	✓	✓	✓	✓	✓	✓	✓			✓	✓	✓	✓	✓	✓	✓	✓	✓	✓	✓	✓	✓	✓	✓	✓	✓	✓	✓	✓
	1.4301 AISI 304 1.4404 AISI 316L	✓	✓	✓	✓	✓	✓	✓	✓	✓	✓	✓	✓	✓	✓	✓	✓	✓	✓			✓	✓	✓	✓	✓	✓	✓	✓	✓	✓	✓	✓	✓	✓	✓	✓	✓	✓	✓	✓
Mandorla 	warmgewalzt hot rolled																					✓				✓				✓				✓							
	1.4301 AISI 304 1.4404 AISI 316L																									✓	✓	✓	✓	✓	✓	✓	✓	✓	✓	✓	✓	✓	✓	✓	✓

SPIEGELND | TITANIUM

reflecting | titanium

SM-SUPER ACHT classic SM-SUPER MIRROR classic

super-spiegelpoliert
super-mirror-polished



SM-Hairline

gebürstet mit Folie
brushed coated



SM-MAGIC MIRROR Ti

super-spiegelpoliert mit Folie
super-mirror-polished coated



BRONZE

SM-HAIRLINE Ti

gebürstet mit Folie
brushed coated



SUNSET



SKYBLUE



SUNBEAM



BLACK MAGIC



Dicke | Thickness

0,8

1000 x 2000
1219 x 2438
1250 x 2500

1,0

1000 x 2000
1250 x 2500
1250 x 3000
1500 x 3000

1,25

1250 x 2500

1,5

1000 x 2000
1219 x 2438
1250 x 2500
1250 x 3000
1500 x 3000

2,0

1000 x 2000
1219 x 2438
1250 x 2500
1250 x 3000

3,0

1219 x 2438

1.4301 | AISI 304

✓		✓

✓	✓	✓	✓

✓

✓	✓	✓	✓	✓

✓		✓	✓

✓

1.4301 | AISI 304

	✓	

	✓			

	✓		

1.4301 | AISI 304

	✓	

	✓			

	✓		

1.4301 | AISI 304

	✓	

	✓			

	✓		

1.4301 | AISI 304

	✓	

	✓			

	✓		

1.4301 | AISI 304

	✓	

	✓			

	✓		

| weitere Formate auf Anfrage other dimensions on request



STRUKTURMETALL GmbH & Co. KG

Moosbachstrasse 22

74626 Bretzfeld-Schwabbach

Germany

Phone: +49 (0) 7946 - 9250-0

Fax: +49 (0) 7946 - 9250-50

E-mail: info@strukturmetall.de

www.strukturmetall.de

