



25
Jahre | years







STRUKTURMETALL[®]
Der Spezialist für strukturierte Edelstahlbleche

LAGERLISTE
stock list

STRUKTURIERT

textured







Dicke | Thickness

			0,5	0,8	1,0	1,25	1,5	2,0
			1000 x 2000 1250 x 2500	1000 x 2000 1250 x 2300 1250 x 2500 1250 x 3000 1500 x 3000	1000 x 2000 1250 x 2500 1250 x 3000 1500 x 3000	1000 x 2000 1250 x 2350 1250 x 2500 1250 x 3000	1000 x 2000 1250 x 2350 1250 x 2500 1250 x 3000 1500 x 3000	1000 x 2000 1250 x 2500 1250 x 3000 1500 x 3000
SM-5 WL		gebürstet mit Folie brushed coated						
		1.4016 AISI 430						
		1.4301 AISI 304	✓	✓	✓	✓	✓	✓
		1.4404 AISI 316L	✓					
SM-5 WL		2 R mit Folie BA coated						
		1.4016 AISI 430						
		1.4301 AISI 304			✓		✓	
		1.4404 AISI 316L	✓					
SM-Karo SM-Square		2 R mit Folie BA coated						
		1.4016 AISI 430						
		1.4301 AISI 304		✓	✓		✓	✓
		1.4404 AISI 316L			✓			✓
SM-Raute SM-Rhomb		2 R mit Folie BA coated						
		1.4016 AISI 430						
		1.4301 AISI 304		✓	✓		✓	✓
		1.4404 AISI 316L			✓		✓	✓
SM-Leinen SM-Linen		2 R mit Folie BA coated						
		1.4016 AISI 430						
		1.4301 AISI 304		✓	✓		✓	✓
		1.4404 AISI 316L			✓		✓	✓
SM-Leder SM-Leather		2 R mit Folie BA coated						
		1.4016 AISI 430						
		1.4301 AISI 304		✓	✓		✓	✓
		1.4404 AISI 316L		✓	✓		✓	✓

STRUKTURIERT






textured

Dicke | Thickness

		0,5	0,8	1,0	1,25	1,5	2,0
		1000 x 2000 1250 x 2500	1000 x 2000 1250 x 2300 1250 x 2500 1250 x 3000 1500 x 3000	1000 x 2000 1250 x 2500 1250 x 3000 1500 x 3000	1000 x 2000 1250 x 2350 1250 x 2500 1250 x 3000	1000 x 2000 1250 x 2350 1250 x 2500 1250 x 3000 1500 x 3000	1000 x 2000 1250 x 2500 1250 x 3000 1500 x 3000
SM-Eisblume SM-Frost-work  2 R mit Folie BA coated	1.4301 AISI 304	<input type="checkbox"/>	<input checked="" type="checkbox"/>	<input type="checkbox"/>	<input type="checkbox"/>	<input checked="" type="checkbox"/>	<input type="checkbox"/>
SM-Austenit SM-Austenit  2 R mit Folie BA coated	1.4301 AISI 304	<input type="checkbox"/>	<input checked="" type="checkbox"/>	<input type="checkbox"/>	<input type="checkbox"/>	<input checked="" type="checkbox"/>	<input type="checkbox"/>
SM-Cotto SM-Cotto  2 R mit Folie BA coated	1.4301 AISI 304	<input type="checkbox"/>	<input checked="" type="checkbox"/>	<input type="checkbox"/>	<input type="checkbox"/>	<input checked="" type="checkbox"/>	<input type="checkbox"/>
SM-Sand  2 R mit Folie BA coated	1.4301 AISI 304	<input type="checkbox"/>	<input checked="" type="checkbox"/>	<input type="checkbox"/>	<input type="checkbox"/>	<input checked="" type="checkbox"/>	<input type="checkbox"/>
SM-6 WL  gebürstet mit Folie brushed coated	1.4016 AISI 430 1.4301 AISI 304 1.4404 AISI 316L	<input type="checkbox"/>	<input checked="" type="checkbox"/> <input checked="" type="checkbox"/>	<input checked="" type="checkbox"/>	<input type="checkbox"/>	<input checked="" type="checkbox"/> <input checked="" type="checkbox"/>	<input type="checkbox"/>
SM-7 WL  gebürstet mit Folie brushed coated	1.4016 AISI 430 1.4301 AISI 304 1.4404 AISI 316L	<input type="checkbox"/>	<input checked="" type="checkbox"/> <input checked="" type="checkbox"/>	<input checked="" type="checkbox"/>	<input type="checkbox"/>	<input checked="" type="checkbox"/> <input checked="" type="checkbox"/>	<input type="checkbox"/>

RUTSCHHEMMEND

non-slippery

		Dicke Thickness				0,8				1,0				1,25				1,5				2,0				2,5				3,0				4,0				5,0				6,0			
						1000 x 2000	1250 x 2300	1250 x 2500	1250 x 3000	1000 x 2000	1250 x 2500	1250 x 3000	1500 x 3000	1000 x 2000	1250 x 2350	1250 x 2500	1250 x 3000	1000 x 2000	1250 x 2350	1250 x 2500	1250 x 3000	1000 x 2000	1250 x 2500	1000 x 2000	1250 x 2500	1000 x 2000	1250 x 2500	1000 x 3000	1250 x 3000	1000 x 2000	1250 x 2500	1250 x 3000	1500 x 3000	1000 x 2000	1250 x 2500	1250 x 3000	1500 x 3000	1000 x 2000	1250 x 2500	1250 x 3000	1500 x 3000				
SM TB  gebürstet mit Folie brushed coated	1.4301 AISI 304																																												
	1.4404 AISI 316L																																												
SM-5 WL KS  rutschhemmend R13 mit Folie anti slippery certificated coated	1.4301 AISI 304			✓		✓	✓			✓	✓			✓	✓																														
	1.4404 AISI 316L																																												
SM-Raute S SM-Rhomb S  rutschhemmend R11 mit Folie anti slippery certificated coated	1.4301 AISI 304							✓																																					
	1.4404 AISI 316L							✓																																					
SM-Cross  rutschhemmend R11, R12 mit Folie anti slippery certificated coated	1.4301 AISI 304	✓	✓	✓	✓	✓	✓	✓	✓	✓	✓	✓	✓	✓	✓	✓	✓	✓	✓			✓	✓			✓	✓																		
	1.4404 AISI 316L																																												
Mandorla  warmgewalzt hot rolled	1.4301 AISI 304																									✓	✓	✓	✓	✓	✓	✓	✓	✓	✓	✓	✓	✓	✓	✓	✓				
	1.4404 AISI 316L																																												

SPIEGELND | TITANIUM

reflecting | titanium

Dicke | Thickness

0,8

1000 x 2000
1219 x 2438
1250 x 2500

1,0

1000 x 2000
1250 x 2500
1250 x 3000
1500 x 3000

1,25

1250 x 2500

1,5

1000 x 2000
1219 x 2438
1250 x 2500
1250 x 3000
1500 x 3000

2,0

1000 x 2000
1219 x 2438
1250 x 2500
1250 x 3000

3,0

1219 x 2438

SM-SUPER ACHT classic | SM-SUPER MIRROR classic



super-spiegelpoliert
super-mirror-polished

1.4301 | AISI 304

✓	✓

✓	✓	✓	✓

✓

✓	✓	✓	✓	✓

✓	✓	✓

✓

SM-MAGIC MIRROR Ti

super-spiegelpoliert mit Folie
super-mirror-polished coated

SM-HAIRLINE Ti

gebürstet mit Folie
brushed coated



BRONZE



1.4301 | AISI 304

✓	

✓				

✓		



SUNSET



1.4301 | AISI 304

✓	

✓				

✓		



SKYBLUE



1.4301 | AISI 304

✓	

✓				

✓		



SUNBEAM



1.4301 | AISI 304

✓	

✓				

✓		



BLACK MAGIC



1.4301 | AISI 304

✓	

✓				

✓		



STRUKTURMETALL GmbH & Co. KG

Moosbachstrasse 22

74626 Bretzfeld-Schwabbach

Germany

Phone: +49 (0) 7946 - 9250-0

Fax: +49 (0) 7946 - 9250-50

E-mail: info@strukturmetall.de

www.strukturmetall.de

